

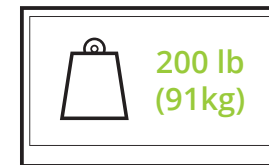
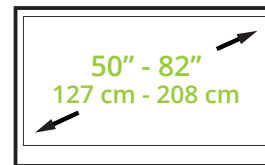
MTM82PL

The MTM82PL provides a safe way of maneuvering your TV around any home or office setting. Its steel frame is quick to assemble and features 3.5-inch rubber casters to smoothly roll it between locations. Along with a top shelf suitable for a webcam, this rolling TV stand includes a height-adjustable steel tray to conveniently carry your laptop, PVR, or other digital devices. Its telescopic center columns offer 17.7 inches of height adjustment and feature integrated cable management for an exceptionally tidy setup. To ensure your TV and accessories remain secure, each wheel includes a quick-release lock that can be easily applied and released with your foot.



FEATURES & SPECIFICATIONS

- Fits most 50" to 82" TVs
- Supports 200 lb (91 kg)
- Accommodates VESA sizes from 200x200 to 800x500
- Height adjustable from 48" (122 cm) to 65.7" (167 cm) from the floor to center of TV
- Includes an adjustable steel tray capable of supporting 15 lb (6.8 kg) and a top shelf suitable for a webcam
- Integrated cable management
- Four wheel locks can be applied and released with your foot
- Solid steel construction with durable powder coated finish
- Assembly manual and all TV mounting hardware is included
- Five year manufacturer's warranty
- Shipping box weight: 80 lb (36.3 kg)
- Shipping box dimensions: 41.9" x 31.9" x 7.9" (106.5 x 81 x 20 cm)
- Product weight: 72.8 lb (33 kg)
- UPC: 800152716091




TECHNICAL ILLUSTRATIONS




SUPPORTS 200 POUNDS

Constructed out of steel, the MTM82PL safely supports 50" to 82" TVs weighing up to 200 pounds, and features adjustable mounting brackets to accommodate VESA sizes from 200x200 to 800x500.



STEEL SHELF & TRAY

The MTM82PL includes a height-adjustable steel tray capable of supporting up to 15 pounds, providing a strong and stable surface for your laptop, gaming console, or other AV equipment. A top shelf is also provided to conveniently place a webcam, making the stand perfect for web conferences.



SIMPLE HEIGHT ADJUSTMENT

Height adjustments are made easy with two buttons located on the center columns. In 2" increments, place the center of your TV anywhere between 48" and 65.7" from the floor for optimal viewing.



INTEGRATED CABLE MANAGEMENT

Keep your cables organized and out-of-sight by routing them through the stand's hollow support columns.



QUICK RELEASE WHEEL LOCKS

Ensure your equipment remains stable with four wheel locks. Simply step down on the pedal to enable the locking mechanism and flick up to release.

SHELF AND TRAY

